

# The Future of Gaming in Tasmania

The Government's Future of Gaming policy means more money for essential services such as health and education, certainty and security for jobs in pubs and clubs, more support for problem gamblers and less money for the Federal Group.


We are doing this by ending the Federal Group's monopoly and giving control of Electronic Gaming Machines (EGMs) to individual pubs and clubs. This will mean that pubs and clubs will be able to offer certainty and security to their employees, and have more money to reinvest into their venues.

We are also providing more support to problem gamblers by increasing the Community Support Levy, and for the first time, levying it on EGMs in casinos. This will mean more money is available to be spent on helping to prevent and address problem gambling.

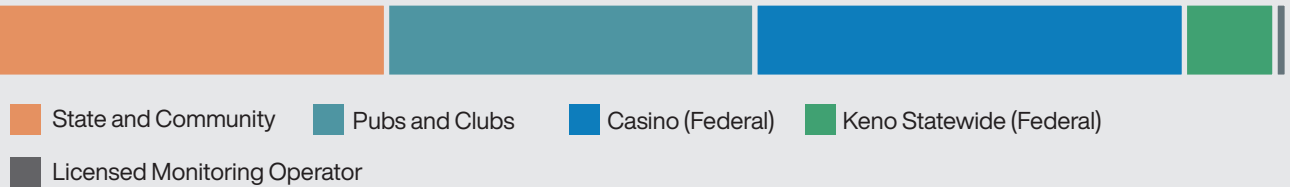
The exposure draft of the Bill and supporting documents can be found at [www.treasury.tas.gov.au/liquor-and-gaming/gambling/future-gaming-market](http://www.treasury.tas.gov.au/liquor-and-gaming/gambling/future-gaming-market).

## Impact on share of revenue

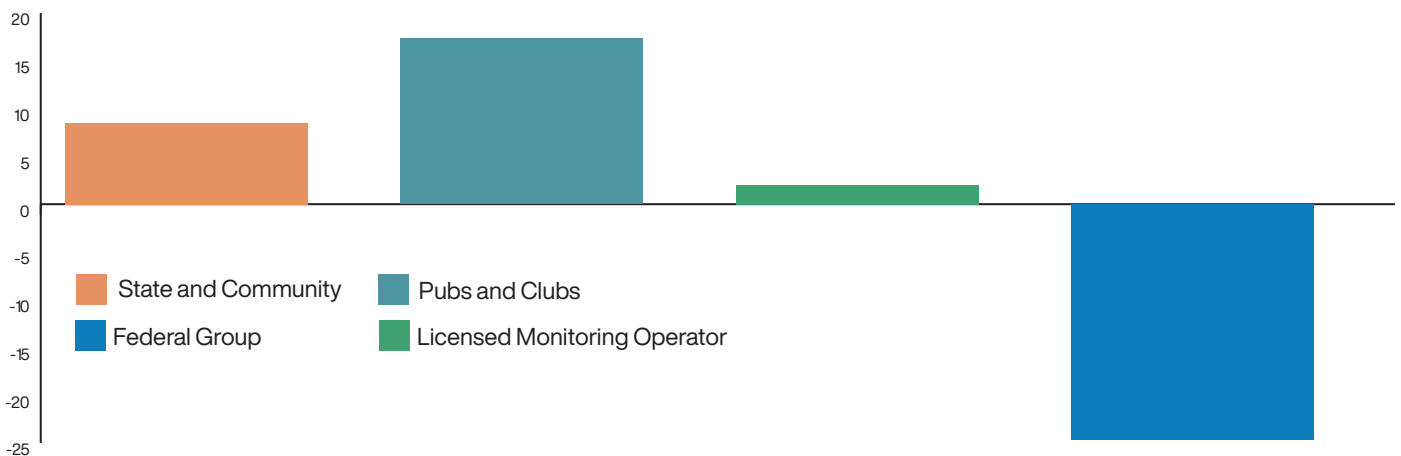
### Current Gaming Market (TAS)



### Future Gaming Market (TAS)



## Financial impacts of Future Gaming Market



# Modelling the Impacts of the Future Gaming Market Policy

	Current Tax Rate (%) <sup>7</sup>	Proposed New Tax Rate (%) <sup>7</sup>	Difference (%)	Current Revenue (2018-19) (\$m)	Future Estimated Revenue (\$m)	Difference (\$m)
<b>State Government</b>						
Licence Fees <sup>1</sup>	-	-		4.13	6.48	2.35
Hotel EGMs	25.88	33.91	8.03	26.30	34.45	8.16
Club EGMs	25.88	32.91	7.03	0.69	0.88	0.19
Casino and Statewide Keno	See table below			19.38	14.17	-5.21
<b>Community Support Levy</b>						
Pubs	4.00	5.00	1.00	4.06	5.08	1.02
Clubs	4.00	4.00	0.00	0.11	0.11	0.00
Casinos	0.00	3.00	3.00	0.00	1.99	1.99
<b>Total State and Community</b> <sup>2</sup>				<b>54.67</b>	<b>63.16</b>	<b>8.50</b>
				<b>Current Net Revenue (2018-19) (\$m)<sup>3</sup></b>	<b>Future Estimated Net Revenue (\$m)<sup>3</sup></b>	<b>Difference (\$m)</b>
<b>Pubs and Clubs</b>						
EGMs				30.96	48.29	17.33
Statewide Keno commission <sup>4</sup>				11.23	11.23	0.00
<b>Total Pub and Clubs</b>				<b>42.19</b>	<b>59.52</b>	<b>17.33</b>
<b>Federal Group</b>						
Casinos				58.22	69.44	11.22
Statewide Keno				19.91	14.63	-5.28
Network Gaming				30.62	0.00	-30.62
<b>Total Federal Group</b>				<b>108.75</b>	<b>84.07</b>	<b>-24.68</b>
Licensed Monitoring Operator (est.) <sup>5</sup>				<b>0.00</b>	<b>2.00</b>	<b>2.00</b>
	Current Tax Rate (%) <sup>7</sup>	Proposed New Tax Rate (%) <sup>7</sup>	Difference (%)			
<b>General Casino and Keno Tax Rates</b>						
Casinos	0.88	0.91	0.03			
EGMs <sup>6</sup>	25.88	13.91	-11.97			
(Casino) Keno	5.88	0.91	-4.97			
Statewide Keno	5.88	20.31	14.43			
Fully Automated Table Games	0.00	5.91	5.91			
<b>High Roller Casino Tax Rates</b>						
Gross profits: 0 - \$15m	0.00	3.00	3.00			
\$15m - \$30m	0.00	5.00	5.00			
over \$30m	0.00	7.00	7.00			

<sup>1</sup>Excludes High Roller licence fees

<sup>2</sup>Too early to estimate High Roller and Trackside revenue and taxes

<sup>3</sup>Net Revenue after taxes and licence fees

<sup>4</sup>Estimated Commission paid to hotels and clubs

<sup>5</sup>Estimated - Licensed Monitoring Operator fees to be set through public tender

<sup>6</sup>Proposed Rate shown inclusive of Community Support Levy <sup>7</sup>All tax rates shown are GST exclusive